





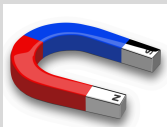
*LOVE FOR GOD, LOVE FOR EACH OTHER
LOVE FOR LEARNING*






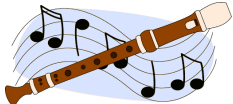
Telephone School office: (01305) 268741

Website: www.manorpark.dorset.sch.uk

Dear parents and carers of Year 3,

Welcome back to the new term here at Manor Park First School. We hope you have all had a lovely break and are ready to get back to school. Here is some information to outline what your children will be learning this term in all the different curriculum areas. Do encourage your child to tell you about what they have been learning at school – it really helps the children to secure their learning when they discuss it with others.

<p>In Mathematics we are learning:</p> <ul style="list-style-type: none"> To recognise and place numbers up to 1,000 on a number line To compare and order numbers up to 1,000 To count in 50s To solve number problems and practical problems involving place value To multiply and divide by 4 To multiply and divide by 8 To understand the denominators and numerators of unit and non-unit fractions To compare and order fractions To count in fractions on a number line To consider equivalent fractions 	<p>In English we will start with reading 'The other side of the story: Little Red Riding Hood'. We will be learning to:</p> <ul style="list-style-type: none"> Write a letter from the perspective of the wolf and what really happened. Write a diary entry from a character's perspective.  <p>Later in the term, we will read 'The Snowman' by Raymond Briggs. We will be learning to:</p> <ul style="list-style-type: none"> Write a setting description. Write part of the story, using the techniques and vocabulary covered across the previous week. 
<p>In RE we are learning:</p> <ul style="list-style-type: none"> That Christians believe God is Trinity: Father, Son and Holy Spirit. About the Trinity through picture and words How Christians worship God as Trinity. How Christians show their belief about God through how they live their lives. 	<p>In Science we are learning about forces and magnets. The children will be able to:</p> <ul style="list-style-type: none"> Explain that the shapes of solid objects made from some materials can be changed by squashing, bending, twisting and stretching. Identify different types of forces and ask questions. Notice that some forces need contact between 2 objects, but magnetic forces can act at a distance and present findings. Predict and compare how things move on different surfaces using a comparative test. 

	<ul style="list-style-type: none"> ● Observe how magnets attract or repel each other and attract some materials and not others. ● Describe magnets as having two poles. ● Compare and group together a variety of everyday materials on the basis of whether they are attracted to a magnet and identify some magnetic materials.
<p>In PE we are learning:</p> <p>Fitness:</p> <p>To recognise different areas of fitness and explore what your body can do.</p> <p>To develop speed and strength.</p> <p>To develop coordination.</p> <p>To develop agility.</p> <p>To develop balance.</p> <p>To develop stamina.</p> <p>Ball skills:</p> <p>To develop tracking and collecting skills.</p> <p>To develop confidence and accuracy when tracking a ball.</p> <p>To develop dribbling skills with hands and feet.</p> <p>To develop catching skills using one and two hands.</p> <p>To explore and develop a variety of throwing techniques.</p> <p>To use tracking and sending skills with feet.</p>	  <p>In Design and Technology we are going to create a stone age shelter as part of a class settlement display. The children will be learning to:</p> <ul style="list-style-type: none"> ● Design a shelter based on research, following a given design criteria. ● Select suitable tools and materials and explain their choices and begin to use them accurately. ● Consider how good a product will be ● Measure, mark out and cut and shape materials and components with accuracy ● Apply a range of finishing techniques. ● Evaluate I start to learn about inventors, designers of ground breaking products. ● Evaluate their design 
<p>In PSHE we are looking at the theme of 'celebrating difference'. We are learning:</p> <ul style="list-style-type: none"> ● To understand that everybody's family is different and important to them ● To understand that differences and conflicts sometimes happen among family members ● To know what it means to be a witness to bullying ● To know that witnesses can make the situation better or worse by what they do ● To recognise that some words are used in hurtful ways ● To reflect about a time when own words affected someone's feelings and what the consequences were 	<p>In French we are learning:</p> <ul style="list-style-type: none"> ● The key phonics vowel words ('Les voyelles') ● Basic greetings and give our name ● To recall orally the numbers 1-12. ● To ask how old someone is and give own age ● Classroom instructions ● Some key facts about Christmas in France and make a Christmas card.  <p>In Music we are learning how to play a recorder. We will learn:</p> <ul style="list-style-type: none"> ● How to hold and blow a recorder ● Notes: B, A, G, C ● To play a number of songs, including Hot Cross Buns ● Pitch and rhythmic notation 

Additional class information:

Spellings

Spelling tests will continue in Year 3 on a Friday and the new list will be taught throughout the week. Please make sure your child frequently practises spellings from previous weeks too.

Reading

Reading on a daily basis is very important in Year 3. Please encourage your child to read **daily**. To create consistency throughout the school, we are joining the rest of the school in working towards **reading badges** (rather than the reading beads last half term). Children are rewarded with badges for reading 25, 50, 75, 100, 150 and 200 times. Only one entry per day counts towards the badge. We will be checking reading diaries weekly. Most children are now on chapter books and will have the opportunity to select a new book from our fantastic library once they finish reading their book.

Times tables

We just ask that your child reads every day and also practises their times tables on Times Tables Rockstars (TTRS) for 5 minutes a day. These are core skills that will enable your child to be successful in their learning.

PE days

Children should come to school in their PE kits on PE days:

- Otter Class and Tiger Class - Wednesdays and Thursdays
- Owl Class - Wednesdays and Fridays

We look forward to a fantastic Autumn term.
The Year 3 Team.