

*LOVE FOR GOD, LOVE FOR EACH OTHER  
LOVE FOR LEARNING*


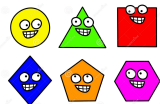



Telephone School office: (01305) 268741






Website: [www.manorpark.dorset.sch.uk](http://www.manorpark.dorset.sch.uk)

Dear parents and carers of Year 4,

January 2024

Welcome back to the new term here at Manor Park First School. We hope you have all had a lovely break and are ready to get back to school. Here is some information to outline what your children will be learning this term in all the different curriculum areas. Do encourage your child to tell you about what they have been learning at school – it really helps the children to secure their learning when they discuss it with others.

<p>In <b>Mathematics</b> we are learning:</p> <p><b>Addition and Subtraction</b></p> <ul style="list-style-type: none"> <li>+ &amp; - numbers up to 4 digits using formal column methods.</li> <li>Use estimation and inverse operations to check answers to calculations.</li> <li>Solve two-step problems in contexts, deciding which operations and methods to use and why.</li> </ul> <p><b>Geometry</b></p> <ul style="list-style-type: none"> <li>Compare and classify geometric shapes, based on their properties.</li> <li>To compare, order and name angles.</li> <li>Identify lines of symmetry in 2-D shapes presented in different orientations.</li> </ul> <p><b>Measurement (Time)</b></p> <ul style="list-style-type: none"> <li>Read, write and convert times between analogue and digital - 12 and 24 hour clocks.</li> <li>Solve problems involving converting from hours to minutes, minutes to seconds, years to months, weeks to days.</li> <li>Convert between different unit of measure (for example hours to minute)</li> </ul>   	<p>In <b>English</b> we are learning to:</p> <ul style="list-style-type: none"> <li>Write a setting description using the language from The Great Kapok Tree</li> <li>Continue the story of The Great Kapok Tree, detailing what the character did next as a result of his experience in the rainforest</li> <li>Write a persuasive letter to the president of Brazil about the deforestation of the Amazon rainforest</li> <li>Create and write an information leaflet on the Amazon rainforest and the importance of looking after the rainforest</li> </ul> 
<p>In <b>RE</b> we are learning about the artefacts that are important to the Jewish faith:</p> <ul style="list-style-type: none"> <li>Describe some of the artefacts that are important to the Jewish faith both in the synagogue and at home such as the Torah and a mezuzah and use</li> </ul>	<p>In <b>Art</b> we are learning about self portraits using the work of Frieda Kahlo:</p> <ul style="list-style-type: none"> <li>Become an independent Artist</li> <li>Vary the thickness of lines when sketching and painting</li> </ul> 

<p>the correct name for each.</p> <ul style="list-style-type: none"> <li>• Talk about ways that Jewish people show their respect to God.</li> </ul>	<ul style="list-style-type: none"> <li>• Build up layers of colour</li> <li>• Work on top of a background</li> <li>• Variety of line strokes (free-flowing, sweeping, broken, faint &amp; hard)</li> <li>• Select an appropriate brush size and type</li> <li>• Mix and match colours</li> </ul>
<p>In <b>PE</b> we are developing our</p> <p>Dance skills</p> <ul style="list-style-type: none"> <li>• create characters through movement and gesture.</li> <li>• use inspiration from a range of stimuli</li> <li>• work in groups, pairs and independently</li> <li>• think about how to use movement to communicate ideas and feelings.</li> <li>• develop confidence when performing.</li> </ul>  <p>Yoga skills</p> <ul style="list-style-type: none"> <li>• mindfulness and body awareness</li> <li>• yoga poses and techniques to help connect mind and body.</li> <li>• improve wellbeing by building strength, flexibility and balance.</li> </ul> 	<p>In <b>Geography</b> we are learning:</p> <ul style="list-style-type: none"> <li>• To indicate different climate zones (tropical, temperate and polar), and describe their characteristics.</li> <li>• Name countries where rainforests are found</li> <li>• describe the location of rainforests (near the equator)</li> <li>• Label the four rainforest layers and describe each climate</li> <li>• To be able to talk about the animals and plants found in each layer of the rainforest</li> <li>• To understand and explain deforestation along with the issues surrounding it</li> </ul> 
<p>In <b>PSHE</b> we are learning about Dreams and Goals:</p> <ul style="list-style-type: none"> <li>• Talk about our hope and dreams</li> <li>• Plan and set new goals in achievable steps</li> <li>• Explain what it means to be resilient and to have a positive attitude.</li> <li>• Reflect on positive and happy experiences and how they can help counteract disappointment</li> <li>• Cope with disappointment and help others cope with theirs</li> </ul>	<p>In <b>Music</b> we are learning: singing</p> <ul style="list-style-type: none"> <li>• Learn the importance of warming up the voice</li> <li>• Develop a sense of pitch through scalic warm-ups</li> <li>• Learn to sing a round in two (or more) parts</li> <li>• Learn to sing a song with layered vocal accompaniment</li> <li>• Learn to be more confident at holding a part when others are singing something different</li> <li>• Understand what makes a good performance.</li> </ul>
<p>In <b>French</b> we are learning.</p> <ul style="list-style-type: none"> <li>• Words for key shapes and colours</li> <li>• Learn how to describe where things are in pictures</li> <li>• To learn parts of the face and body</li> </ul> 	<p>In <b>Computing</b> we are learning:</p> <ul style="list-style-type: none"> <li>• To identify that sound can be recorded</li> <li>• To explain that audio recordings can be edited</li> <li>• To recognise the different parts of creating a podcast project</li> <li>• To apply audio editing skills independently</li> <li>• To combine audio to enhance my podcast project</li> <li>• To evaluate the effective use of audio</li> </ul> 

## **Additional class information:**

### **Spelling**

Spelling tests will take place in Year 4 on a Friday and the new list will be taught throughout the week. Please make sure your child frequently practises spellings from previous weeks too to ensure retention of learned words..

### **Reading**

Reading on a daily basis is very important in Year 4. Please encourage your child to read **daily**. To create consistency throughout the school, we are joining the rest of the school in working towards **reading badges**. Children are rewarded with badges for reading 25, 50, 75, 100 and 200 times. Only one entry per day counts towards the badge. We will be checking reading diaries weekly. Most children are now on chapter books and will have the opportunity to select a new book from our fantastic library, once they finish reading their book.

### **Maths**

From January children will be issued passwords to Mathletics. This is a fun, interactive and rewarding online programme that will support foundational maths and problem solving skills.

### **Times tables**

In addition to reading every day, Year Four children should be practising their times tables daily. All children have a log-in to TTRockstars and the expectation is that they go on this for at least 5 minutes each day. If your child does not have access to a computer or tablet to be able to do this, please let us know so that we can find time for them to practise their times tables during the day. Most Android and iOS systems support TTRockstars.

### **PE days**

Children should come to school in their PE kits on PE days.

- Panda Class - Monday and Friday
- Turtle Class - Tuesday and Friday
- Eagle Class - Wednesday and Friday

### **Outdoor Learning**

Children should bring their wellies and outdoor clothes to change into.

- Panda Class - Tuesday
- Turtle Class - Wednesday
- Eagle Class - Tuesday

We look forward to a fantastic Spring term,

Year 4 Team