


































































































## Manor Park First School - Long Term Planning English - Year 2

























<p><b>Autumn 1</b></p>  	<p><b>Fiction:</b> Explore the story 'The Enormous Crocodile' by Roald Dahl.</p> <p><b>Writing Outcome:</b> Write a re-telling of the story of The Enormous Crocodile along with identifying the main sections of a story.</p>	<p><b>Fiction:</b> Explore the story 'The Enormous Crocodile' by Roald Dahl.</p> <p><b>Writing Outcome:</b> Write a re-telling of the story of The Enormous Crocodile along with identifying the main sections of a story.</p>	<p><b>Non-Fiction:</b> Explore the story 'The Enormous Crocodile' by Roald Dahl.</p> <p><b>Writing Outcome:</b> Write a postcard home explaining what the school from the jungle is like (based on The Enormous Crocodile).</p>	<p><b>Non-Fiction:</b> The Enormous Crocodile</p> <p><b>Writing Outcome:</b> Write letters using key features so that the children can explain what happened with the Enormous Croc and what is needed at Manor Park (for their teacher to read)</p>	<p><b>Fiction:</b> The Great Fire of London:</p> <p><b>Writing Outcome:</b> Write a diary entry based on the one written by Samuel Pepys.</p>	<p><b>Fiction:</b> The Great Fire of London:</p> <p><b>Writing Outcome:</b> Write a diary entry based on the one written by Samuel Pepys.</p>
<p><b>Grammar Focus</b></p> <div style="border: 1px solid black; padding: 5px; margin-top: 10px;"> <p><b>Class readers:</b></p> <p>The Lion Inside (Rachel Bright)</p> <p>Meerkat Mail (Emily Gravett)</p> <p>Roald Dahl:</p> <ul style="list-style-type: none"> <li>The Enormous Crocodile</li> <li>The Giraffe and the Pelly and Me</li> <li>The Twits</li> </ul> </div>	<p>Punctuate sentences correctly, including capital letters, full stops, question and exclamation marks.</p> <p><b>A•?!?</b></p> <p>Use coordinating and subordinating conjunctions to join sentences</p> <p><b>+</b></p>	<p>Punctuate sentences correctly, including capital letters, full stops, question and exclamation marks.</p> <p><b>A•?!?</b></p> <p>Use time adverbial to link events in a text.</p>  <p>Start to use expanded noun phrases, adverbs and similes to add description to a piece of writing (use of SAC).</p>  <p>Use coordinating and subordinating</p> <p><b>+</b></p>	<p>Learn how to use sentences with different forms: statement, question, command</p>  <p>Consistency in tense –ed verb for past</p>  <p>Start to use expanded noun phrases, adverbs and similes to add description to a piece of writing (use of SAC)</p>  <p>Use coordinating and subordinating conjunctions to join sentences</p> <p><b>+</b></p>	<p>Punctuate sentences correctly, including all appropriate punctuation.</p> <p><b>A•?!?</b></p> <p>Learn how to use sentences with different forms: statement, question, command</p>  <p>Consistency In past tense.</p>  <p>Use time adverbial to link events in a text</p>  <p>Use coordinating and subordinating</p> <p><b>+</b></p>	<p>Use conjunctions 'and or but' to join sentences. Use 'when because if that' to create subordinate clauses.</p> <p><b>+</b></p> <p>Punctuate sentences correctly.</p> <p><b>A•?!?</b></p> <p>Use noun phrases.</p>  <p>Adverbs of time to help sequencing</p>  <p>Extension: Start to use simile, adverb, connective,</p> <p><b>+</b></p>	<p>Use conjunctions 'and or but' to join sentences. Use 'when because if that' to create subordinate clauses.</p> <p><b>+</b></p> <p>Punctuate sentences correctly.</p> <p><b>A•?!?</b></p> <p>Use noun phrases,</p>  <p>Adverbs of time to help sequencing</p>  <p>Extension: Start to use simile, adverb, connective,</p> <p><b>+</b></p>

		conjunctions to join sentences		conjunctions to join sentences	preposition starters.	preposition starters.
<b>Autumn 2</b>   	<b>Poetry:</b> Calligrams based on 5 <sup>th</sup> November  <b>Writing Outcome:</b> Write own calligram which is based on shape using single words/sentences.	<b>Non-Fiction:</b> The Pirates Next Door  <b>Writing Outcome:</b> Write a set of instructions for how to make Pirate Grog.	<b>Non-Fiction:</b> The Pirates Next Door  <b>Writing Outcome:</b> Write a set of instructions for how to make Pirate Grog.	<b>Fiction:</b> Stories in familiar settings 'Something Fishy'.  <b>Writing Outcome:</b> Write stories based on the model of the story Something Fishy.	<b>Fiction:</b> Stories in familiar settings 'Something Fishy'.  <b>Writing Outcome:</b> Write stories based on the model of the story Something Fishy.	<b>CHRISTMAS PRODUCTION</b>
<b>Grammar Focus</b>  <div style="border: 1px solid black; padding: 5px;"> <b>Class readers:</b>   The Squirrels who Squabbled (Rachel Bright)   Big Sky Mountain (Alex Milway)   The Storm Whale (Benji Davies)   The Mousehole Cat (Antonia Barber) </div>	Use expanded noun phrases to describe and specify.   To be able to use similes. 	Use conjunctions 'and or but' to join sentences. Use 'when because if that' to create subordinate clauses.   Punctuate sentences correctly.   Use noun phrases.   Adverbs of time to help sequencing   Start to use simile, adverb, connective, preposition starters.  (to achieve higher writing)	Use conjunctions 'and or but' to join sentences. Use 'when because if that' to create subordinate clauses.   Punctuate sentences correctly.   Use noun phrases.   Adverbs of time to help sequencing   Start to use simile, adverb, connective, preposition starters.  (to achieve higher writing)	Use conjunctions 'and or but' to join sentences. Use 'when because if that' to create subordinate clauses.   Punctuate sentences correctly.   Use noun phrases.   Adverbs of time to help sequencing   Start to use simile, adverb, connective, preposition starters.  (to achieve higher writing)	Use conjunctions 'and or but' to join sentences. Use 'when because if that' to create subordinate clauses.   Punctuate sentences correctly.   Use noun phrases.   Adverbs of time to help sequencing   Start to use simile, adverb, connective, preposition starters.  (to achieve higher writing)	

		 Learn how to use sentences with different forms: statement, question, command	 Learn how to use sentences with different forms: statement, question, command			
<b>Spring 1</b>   Builds on traditional tales in Year 1	<b>Fiction:</b> The Tunnel by Anthony Brown  <b>Writing Outcome:</b> Write a different opening and build up.	<b>Fiction:</b> The Tunnel by Anthony Brown  <b>Writing Outcome:</b> Write and work on endings of a story.	<b>Fiction:</b> The Tunnel by Anthony Brown  <b>Writing Outcome:</b> Write from the perspective of the boy or girl.	<b>Non-Fiction:</b> Into the Forest by Anthony Brown  <b>Writing Outcome:</b> Writing to one of the characters in the book persuading them not to go into the forest.	<b>Non-Fiction:</b> Into the Forest by Anthony Brown  <b>Writing Outcome:</b> Writing to one of the characters in the book persuading them to go into the forest.	<b>Fiction:</b> Into the Forest by Anthony Brown  <b>Writing Outcome:</b> Write your own narrative based on Into The Forest. 2 main characters with an opening, build up and ending based on the learning from this term.
<b>Grammar Focus</b>  <b>Class readers:</b>  The Koala who Could (Rachel Bright)  Little Red Riding Hood  Hansel and Gretel  Anthony Browne: <ul style="list-style-type: none"> <li>Little Beauty</li> <li>Gorilla</li> <li>Silly Billy</li> <li>Willy the wimp</li> </ul>	Use an appropriate opening and ending in writing.   Begin to start sentences with an adverbial. (time, cause and place)   Use conjunctions 'and or but' to join sentences. Use 'when because if that' to create 	Use an appropriate opening and ending in writing.   Begin to start sentences with an adverbial. (time, cause and place)   Use conjunctions 'and or but' to join sentences. Use 'when because if that' to create 	Include details to add an element of humour, surprise or suspense. (year 3 objective but needed for GDS)   Use words that describe feelings.   Begin to start sentences with an adverbial. (time, cause and place)	Include features of the genre I am writing in.   Use conjunctions 'and or but' to join sentences. Use 'when because if that' to create subordinate clauses.   Punctuate sentences correctly!?.   Use commas (,) in lists.	Include features of the genre I am writing in.   Use conjunctions 'and or but' to join sentences. Use 'when because if that' to create subordinate clauses.   Punctuate sentences correctly!?.   Use commas (,) in lists.	Use an appropriate opening and ending.   Begin to start sentences with an adverbial. (time, cause and place)    Use conjunctions 'and or but' to join sentences. Use 'when because if that' to create subordinate clauses.


<ul style="list-style-type: none"> <li>• Willy the champ</li> <li>• I like books</li> <li>• Changes</li> <li>• My dad</li> <li>• Voices in the park</li> </ul>	subordinate clauses.	subordinate clauses.		,	,	Use noun phrases.  Adverbs of time to help sequencing 
<b>Spring 2</b>  George's Marvellous Medicine	<b>Fiction:</b> George's Marvellous Medicine  <b>Writing Outcome:</b> Write a character description based on the evil character of Grandma.	<b>Fiction:</b> George's Marvellous Medicine  <b>Writing Outcome:</b> Write a character description based on the evil character of Grandma.	<b>Non-Fiction:</b> George's Marvellous Medicine  <b>Writing Outcome:</b> Write instructions on how to make a magic potion including tips and tricks.	<b>Non-Fiction:</b> George's Marvellous Medicine  <b>Writing Outcome:</b> Write instructions on how to make a magic potion including tips and tricks.	<b>Fiction:</b> George's Marvellous Medicine  <b>Writing Outcome:</b> Write a narrative about George's Grandma (or another villain of their choice). Must entertain reader but evoke a sense of fear and dislike.	<b>Fiction:</b> George's Marvellous Medicine  <b>Writing Outcome:</b> Write a narrative about George's Grandma (or another villain of their choice). Must entertain reader but evoke a sense of fear and dislike.
<b>Grammar Focus</b>  <b>Class reader:</b>  The Gecko and the Echo (Rachel Bright)  George's Marvellous Medicine (Roald Dahl)	Include features of the genre I am writing in.   Use conjunctions 'and or but' to join sentences. Use 'when because if that' to create subordinate clauses.   Punctuate sentences correctly. 	Include features of the genre I am writing in.   Use conjunctions 'and or but' to join sentences. Use 'when because if that' to create subordinate clauses.   Punctuate sentences correctly. 	Use conjunctions 'and or but' to join sentences. Use 'when because if that' to create subordinate clauses.   Punctuate sentences correctly.   Use noun phrases.   Adverbs of time to help sequencing 	Use conjunctions 'and or but' to join sentences. Use 'when because if that' to create subordinate clauses.   Punctuate sentences correctly.   Use noun phrases.   Adverbs of time to help sequencing 	Use an appropriate opening and ending.   Begin to start sentences with an adverbial. (time, cause and place)   Use conjunctions 'and or but' to join sentences. Use 'when because if that' to create 	Use an appropriate opening and ending.   Begin to start sentences with an adverbial. (time, cause and place)   Use conjunctions 'and or but' to join sentences. Use 'when because if that' to create 

	<p>Use noun phrases. </p> <p>Include details to add an element of humour, surprise or suspense. (year 3 objective but needed for GDS)</p> 	<p>Use noun phrases. </p> <p>Include details to add an element of humour, surprise or suspense. (year 3 objective but needed for GDS)</p> 	<p>Start to use simile, adverb, connective, preposition starters (to achieve higher writing) </p> <p> Learn how to use sentences with different forms: statement, question, command</p>	<p>Start to use simile, adverb, connective, preposition starters (to achieve higher writing)</p> <p> Learn how to use sentences with different forms: statement, question, command</p>	<p>create subordinate clauses.</p> <p>Use noun phrases. </p> <p>Adverbs of time to help sequencing </p>	<p>subordinate clauses.</p> <p>Use noun phrases. </p> <p>Adverbs of time to help sequencing </p>
<p><b>Summer 1</b></p>  	<p><b><u>Non-Fiction:</u></b> Fantastic Beasts and Where to Find Them.</p> <p><b><u>Writing Outcome:</u></b> Non-chronological report about a mythical animal that informs but also creates intrigue around the creature.</p>	<p><b><u>Non-Fiction:</u></b> Fantastic Beasts and Where to Find Them.</p> <p><b><u>Writing Outcome:</u></b> Non-chronological report about a mythical animal that informs but also creates intrigue around the creature.</p>	<p><b><u>Fiction:</u></b> Fantastic Beasts and Where to Find Them.</p> <p><b><u>Writing Outcome:</u></b> Write a narrative based on finding the mythical creature.</p>	<p><b><u>Non-fiction:</u></b> How Does My Garden Grow?</p> <p><b><u>Writing Outcome:</u></b> Explanation: how to plant a vegetable garden.</p>	<p><b><u>Non-fiction:</u></b> How Does My Garden Grow?</p> <p><b><u>Writing Outcome:</u></b> Explanation: how to plant a vegetable garden.</p>	<p><b><u>Poetry:</u></b> How Does My Garden Grow?</p> <p><b><u>Writing Outcome:</u></b> Write a poem about plants, vegetables etc.</p>

<p><b>Grammar Focus</b></p> <p><b>Class reader:</b></p> <p>The Whale who Wanted More (Rachel Bright)</p> <p>Mr Penguin and the Lost Treasure (Alex T Smith)</p>	<p>Include features of the genre I am writing in.</p>  <p>Use conjunctions 'and or but' to join sentences. Use 'when because if that' to create subordinate clauses.</p>  <p>Punctuate sentences correctly.</p>  <p>To use apostrophes for contracted forms and the possessive form – the girl's book.</p> <p>Start sentences with an adverbial. (time, cause and place)</p> 	<p>Include features of the genre I am writing in.</p>  <p>Use conjunctions 'and or but' to join sentences. Use 'when because if that' to create subordinate clauses.</p>  <p>Punctuate sentences correctly.</p>  <p>To use apostrophes for contracted forms and the possessive form – the girl's book.</p> <p>Start sentences with an adverbial. (time, cause and place)</p> 	<p>Use an appropriate opening and ending in my writing.</p>  <p>Include details to add an element of humour, surprise or suspense. (year 3 objective but needed for GDS)</p>  <p>Start sentences with an adverbial. (time, cause and place)</p>  <p>Use of the suffix –er and –est to form comparison of adjectives and adverbs.</p> <p>Use speech marks for direct speech, e.g. "Hello" said Bob.</p> 	<p>Include features of the genre I am writing in.</p>  <p>Use conjunctions 'and or but' to join sentences. Use 'when because if that' to create subordinate clauses.</p>  <p>Punctuate sentences correctly.</p>  <p>To use apostrophes for contracted forms and the possessive form – the girl's book.</p>  <p>Start sentences with an adverbial. (time, cause and place)</p> 	<p>Include features of the genre I am writing in.</p>  <p>Use conjunctions 'and or but' to join sentences. Use 'when because if that' to create subordinate clauses.</p>  <p>Punctuate sentences correctly.</p>  <p>To use apostrophes for contracted forms and the possessive form – the girl's book.</p>  <p>Start sentences with an adverbial. (time, cause and place)</p> 	<p>Effective use of vocabulary: simile, noun phrases, adverbs</p> 
<p><b>Summer 2</b></p> 	<p><b>Fiction:</b> The Boy who Biked the World.</p> <p><b>Writing Outcome:</b> Write a diary entry about travelling to Africa.</p>	<p><b>Fiction:</b> The Boy who Biked the World.</p> <p><b>Writing Outcome:</b> Write a diary entry about travelling to Africa.</p>	<p><b>Non-Fiction:</b> Report: Cross-curricular based on Geography topic Africa.</p> <p><b>Writing Outcome:</b> Assemble information on a subject, sorting and categorising information, use comparative language to describe and differentiate</p>	<p><b>Fiction:</b> Handa's Surprise and The Boy who Biked the World.</p> <p><b>Writing Outcome:</b> Write a story based on another culture.</p>		<p><b>INTERNATIONAL WEEK</b></p>

**Grammar Focus**

**Class read**



The Pandas who Promised  
(Rachel Bright)

The Boy Who Biked the World Part One:  
On the Road to Africa  
(Alastair Humphreys)

Use an appropriate opening and ending in writing.



Start sentences with an adverbial. (time, cause and place)



Use conjunctions 'and or but' to join sentences. Use 'when because if that' to create subordinate clauses.



Use noun phrases.



Adverbs of time to help sequencing



Write in paragraphs.



Use an appropriate opening and ending in writing.



Start sentences with an adverbial. (time, cause and place)



Use conjunctions 'and or but' to join sentences. Use 'when because if that' to create subordinate clauses.



Use noun phrases.



Adverbs of time to help sequencing



Write in paragraphs.



Include features of the genre I am writing in.



Use conjunctions 'and or but' to join sentences. Use 'when because if that' to create subordinate clauses.



To use apostrophes for contracted forms and the possessive form – the girl's book.



Use of the suffix –er and –est to form comparison of adjectives & adverbs.

Write in paragraphs.



Include features of the genre I am writing in.



Use conjunctions 'and or but' to join sentences. Use 'when because if that' to create subordinate clauses.



To use apostrophes for contracted forms and the possessive form – the girl's book.



Use of the suffix –er and –est to form comparison of adjectives & adverbs.

Write in paragraphs.



Use an appropriate opening and ending in writing.



Start sentences with an adverbial. (time, cause and place)



Use conjunctions 'and or but' to join sentences. Use 'when because if that' to create subordinate clauses.



Use noun phrases.



Adverbs of time to help sequencing



Use speech marks for direct speech, e.g. "Hello" said Bob.

