


TUESDAY 28TH MARCH 2017



# READING WORKSHOP



# HOW WE TEACH READING

In years 2, 3 and 4 reading is primarily taught through Guided Reading.

Guided Reading consists of the understanding of books not just reading.



Who lives with Stick Man?

"I'm not a stick! Why can't you see, I'm Stick Man, I'm Stick Man, I'M STICK MAN, that's me, And I want to go home to the family tree!"

Where is Stick Man's home?



How is the dog feeling?

What is the woman on the bench doing?




## IDEAS FOR RELUCTANT READERS

- What are your children interested in?
- Don't tell them to read to you, ask them what they would like to see in a book – characters etc.
- Go to the library.
- Don't worry about level of the book, share read, talk it through.
- Picture books are for ALL AGES! – Brilliant for reading discussion.



# BOOK TRAILERS!

Hook your children with a book trailer



Book trailers are a brilliant way to bring books to life for audiences of all ages – and often encourage young readers to pick up a book they might not usually choose. They are a great way for children to visualise what a book might be about and engage them in the story before they have even picked up the book.



# AUDIOBOOKS!



A big new trend are audiobooks.

Have a look on YouTube or subscribe to an online service such as Audible from Amazon.

Great fun in the car!

<https://www.youtube.com/watch?v=r3Qcoz6Js-1>

Audiobooks are so easily available and could inspire your children to pick up the real book and read the rest! Check out the Dorchester Library for some audiobooks to borrow!



## INDEPENDENT READING ACTIVITIES

During Guided Reading sessions, children complete independent activities designed to support their reading. These tasks are designed to support the children's literacy skills through practise and application across a range of mediums.

Activities: *Minute a day* and *inference*.



## DECODING VS UNDERSTANDING

Being able to read does not mean you understand what you are reading.

A child might sound like a good reader but may not be understanding the text.

The best way to develop understanding is through talk.



THE NEXT SLIDE IS EASY TO READ -  
DOES ANYONE UNDERSTAND WHAT IT  
MEANS?





## AN EXTRACT TAKEN FROM A COMPUTER MANUAL:

According to the previous ATA/IDE hard drive transfer protocol, the signalling way to send data was in synchronous strobe mode by using the rising edge of the strobe signal. The faster strobe rate increases EMI, which cannot be eliminated by the standard 40-pin cable used by ATA and ultra ATA.



# READING REQUIRES TWO SKILLS:

## Phonics and Word Recognition

- + The ability to recognise words presented in and out of context.
- + The ability to identify and blend letter sounds (phonemes) together to read.

## Understanding

- + The ability to understand the meaning of words and sentences in a text.
- + The ability to understand ideas, information and themes in a text.
- + If a child understands what they hear, they will understand the same information when they read.

+





# WEBSITES/ APPS

World Book Day Resources – The imagination library

Twinkl Phase apps

EBook apps – iBooks, Kindle etc.

Audible – Audiobooks, 30 day free trial

The Literacy Shed – Free online resource

BBC Bitesize English

Top Marks

Funenglishgames.com – Reading games


[www.youtube.com/watch?v=Rek0LSfthYk](https://www.youtube.com/watch?v=Rek0LSfthYk)





# WE ARE HERE TO HELP

VISIT A TABLE FOR MORE INFORMATION AND IDEAS



DON'T FORGET TO TAKE A LEAFLET AND FILL OUT A FEEDBACK FORM

