

# Home learning




How can we look after our environment?

Tricky

Moderate

Easy



	<p><b><u>English</u></b></p> <p>Write a funny or scary story with sea creatures as the main characters.</p>	<p><b><u>Maths</u></b></p> <p>Practise writing 1-20 in words eg. one, two, three, four etc</p>	<p><b><u>Topic</u></b></p> <p>Can you make a sea creature using recycled materials?</p>
	<p><b><u>Maths</u></b></p> <p>Practice counting in 5s , 2s and 10s. Use a number square to help you. Pick a number, can you count backwards from that number?</p>	<p><b><u>Topic</u></b></p> <p>Draw a picture of a garden and label how you can make it wildlife friendly.</p>	<p><b><u>English</u></b></p> <p>Practice reading and writing the YR1 Common Exception words. (a list of words will be stuck into the homework books)</p>
	<p><b><u>Topic</u></b></p> <p>Draw a map of the world and label the names of the oceans.</p>	<p><b><u>English</u></b></p> <p>Visit your local library and look for non-fiction books about oceans or another topic that interests you.</p>	<p><b><u>Maths</u></b></p> <p>Write a list of odd and then even numbers to 20.</p>

Home learning can be done in the Home Learning Book if appropriate. Alternatively, photographs, videos and notes can be added to Tapestry and we will show these to the whole class. Just remember to include the words "Home Learning" in the title. Thank You!